

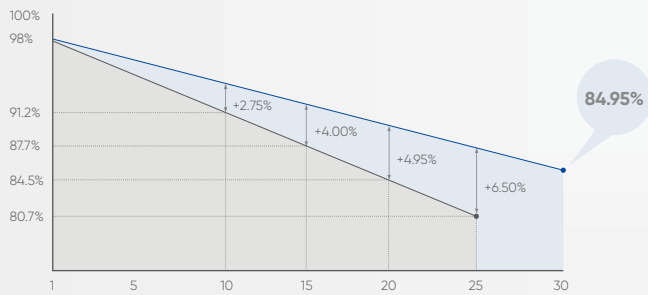
# EVO6

## 590-610W

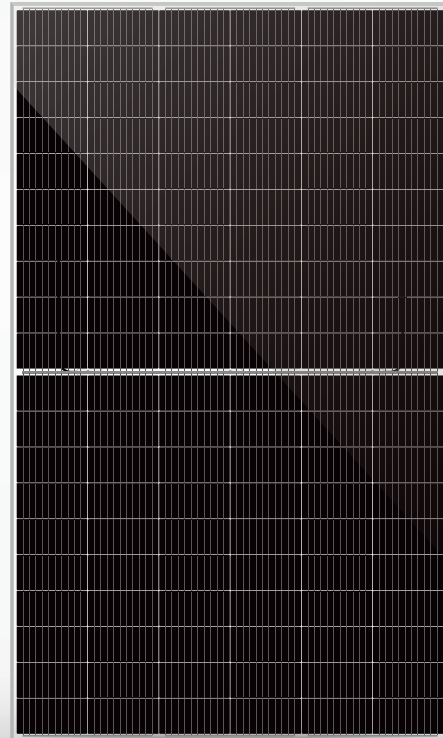
### Bifacial Dual Glass Monocrystalline Module

#### Quality Guarantee

12-Year Warranty for Materials and Processing  
30-Year Warranty for Extra Linear Power Output



\* Please refer to SunEvo standard warranty for details



SE6-60HBD

#### High Power up to 610W

Large area cells based on 210mm silicon wafers,  
High module efficiency with high density interconnect technology

#### High Energy Yield

Excellent low irradiation performance,  
Up to 25% additional power gain from back side

#### High Reliability

Resistant to harsh environments such as salt, ammonia, sand,  
high temperature and high humidity areas

#### High Customer Value

Lowest guaranteed first year and annual degradation,  
Compatible with existing mainstream system components

#### Complete System and Product Certifications

IEC 61215, IEC 61730, UL 61730

ISO 9001: 2015: ISO Quality Management System

ISO 14001: 2015: ISO Environment Management System

ISO 45001: 2018: Occupational Health and Safety



## Mechanical Data

Number of Cells	120 Cells (6x20)
Dimensions of Module L*W*H	2172 x 1303 x 35mm
Weight	34.8kg
Front Side Glass	High transparency solar glass 2.0mm
Back Side Glass	High transparency solar glass 2.0mm
Frame	Black/Silver, anodized aluminium alloy
Junction Box	IP68 Rated, 3 Diodes
Cable	4.0mm <sup>2</sup> , Portrait: 280mm / Landscape: 1300mm
Wind/Snow Load	2400Pa/5400Pa*
Connector	MC Compatible
Bifaciality	70±5%

\* Please check the installation manual for more details

## Electrical Specification (STC\*)

Maximum Power (Pmax/W)	590	595	600	605	610
Maximum Power Voltage (Vmp/V)	34.15	34.35	34.55	34.75	34.95
Maximum Power Current (Imp/A)	17.28	17.32	17.37	17.41	17.46
Open Circuit Voltage (Voc/V)	41.24	41.44	41.64	41.84	42.04
Short Circuit Current (Isc/A)	18.36	18.41	18.46	18.52	18.57
Module Efficiency (%)	20.8	21.0	21.2	21.4	21.6
Power Output Tolerance (W)	0~+5				

\* Irradiance 1000W/m<sup>2</sup>, Cell Temperature 25°C, Air Mass 1.5

## Electrical Specification (NMOT\*)

Maximum Power (Pmax / W)	446.4	450.2	454.0	457.7	461.5
Maximum Power Voltage (Vmp / V)	31.86	32.05	32.23	32.42	32.60
Maximum Power Current (Imp / A)	14.01	14.05	14.09	14.12	14.16
Open Circuit Voltage (VOC / V)	38.84	39.03	39.22	39.41	39.60
Short Circuit Current (Isc / A)	14.80	14.84	14.88	14.93	14.97

\* Irradiance 800W/m<sup>2</sup>, Ambient Temperature 20°C, Wind Speed 1m/s

## Maximum Ratings

Operational Temperature	-40~+85°C
Maximum System Voltage	1500V DC
Max Series Fuse Rating	35A

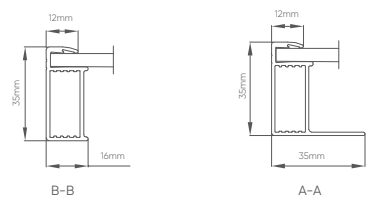

## Packaging Configuration

Module per Box	31 pieces
Module per 40' Container	558 pieces

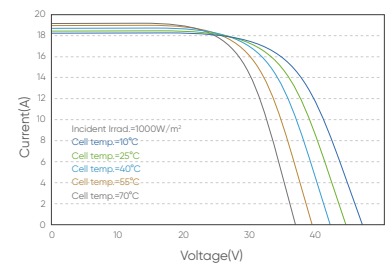
## Temperature Ratings

NMOT (Nominal Module Operating Temperature)	42±2°C
Temperature Coefficient of Isc	+0.05%/°C
Temperature Coefficient of Voc	-0.28%/°C
Temperature Coefficient of Pmax	-0.35%/°C

## Module Dimension



I-V Curve at Different Temperature (610W)



I-V/P-V Curve at Different Temperature (610W)

